



AIR HOISTS



NPK Air Hoists are 50% lighter than electric chain blocks. The top hook makes for easy transportation between installation sites. Our air hoists make work more efficient, even under the most severe conditions.

AIR HOISTS ALL Hazardous Environments

NPK Air Hoists provide efficient workflow in hazardous environments where electrical hoists are prohibited including: fire-prohibited circumstances (petroleum, medicine, and paint manufacturing), underground construction sites, and dusty, hot, and humid conditions.



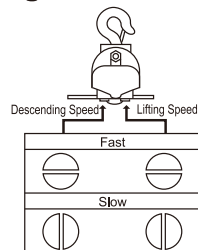
Fire prohibited Chemical Factories



High-Temperature Steel Plants

AIR HOISTS ALL Easily control lifting and lowering speeds with our outstanding inching feature.

Independent regulators allow lift and descent speeds to be adjusted separately. Operator can choose any speed from very slow to full throttle by rotating external regulators.



AIR HOISTS ALL Precise Load Control

Rope type control allows the operator to adjust the lifting and lowering speed by pulling. Pendant type control allows the operator to maintain a free hand while maintaining precise control.



Air Hoists



250 kg Capacity (550 lb Capacity)

500 kg Capacity (1100 lb Capacity)

1000 kg Capacity (2200 lb Capacity)

Rope Control Type

RHL-250



Rope Control Type

RHL-500



Rope Control Type

RHL-1000



Pendant Control Type

RHL-250P



Pendant Control Type

RHL-500P



Pendant Control Type

RHL-1000P



Model	Code	Chain	Capacity		Standard lift		Standard chain length		Lifting speed max. load		Weight		Air inlet thread		Hose size		Average air consumption	
			kgf	lb	m	ft	m	ft	m/min	ft/min	kg	lb	Rc	mm	in	m ³ /min	cfm	
RHL-250	10815	Link	250	550	3.0	9.8	3.5	11.5	27	88.6	16	35.2	3/8	12.7	1/2	1.3	45.9	
RHL-500	10813	Link	500	1100	3.0	9.8	3.5	11.5	12.6	41.3	16	35.2	3/8	12.7	1/2	1.3	45.9	
RHL-1000	10817	Link	1000	2200	3.0	9.8	6.7	22	5.7	18.7	22	48.4	3/8	12.7	1/2	1.3	45.9	
RHL-250(P)	10819	Link	250	550	3.0	9.8	3.5	11.5	27	88.6	18	39.6	3/8	12.7	1/2	1.3	45.9	
RHL-500(P)	10821	Link	500	1100	3.0	9.8	3.5	11.5	12.6	41.3	18	39.6	3/8	12.7	1/2	1.3	45.9	
RHL-1000(P)	10823	Link	1000	2200	3.0	9.8	6.7	22	5.7	18.7	23.5	51.7	3/8	12.7	1/2	1.3	45.9	



Air Hoists

2800 kg Capacity (6160 lb Capacity)

Pendant Control (Option)



Rope Control Type

RHL-2800



PCU-1000



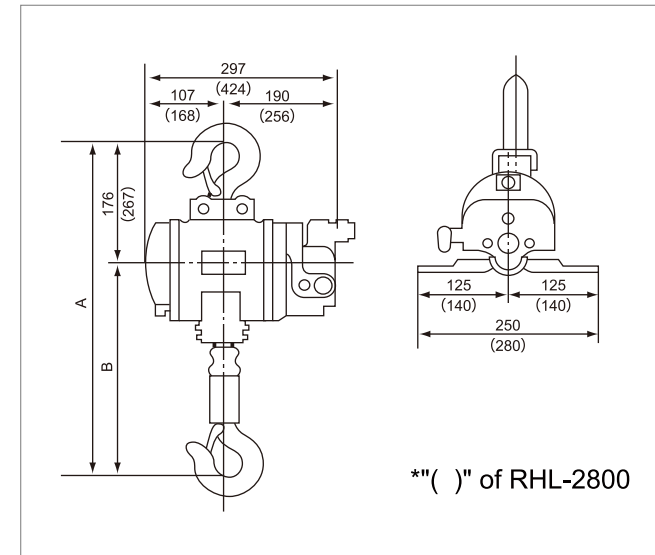
Pendant Control Type

RHL-2800P



PCU-2800

Outline Drawing



Dimensions in mm

Model	A	B
RHL-250	461	285
RHL-500	461	285
RHL-1000	517	341
RHL-2800	766	499

Max.Lifting Speed (m/min)

Load (kg)	RHL -250	RHL -500	RHL -1000	RHL -2800
125	50	32		
250	27	25.7	16	12
375	2	20	14.4	11.5
500	2	12.6	13	11
750			2	10
1,000			5.7	9.2
1,500				7.3
2,000				5.4
2,500				3.6
2,800				2.2

Air Pressure : 0.6MPa
Speed Adjuster : Maximum Speed

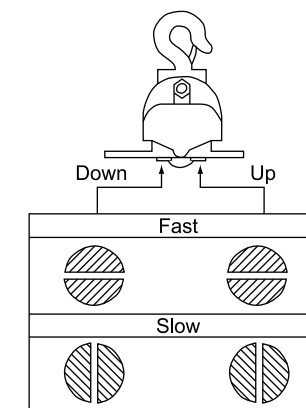
Maximum Lift with the Standard Chain Bucket

RHL-250/250P Max.Lift 8m(26.2ft)
 RHL-500/500P Max.Lift 8m(26.2ft)
 RHL-1000/1000P Max.Lift 4m(13.1ft)
 RHL-2800/2800P Max.Lift 3m(9.8ft)

* For longer lift, the larger buckets are available at an option.

Speed Adjustment

External screw adjustment of lifting / lowering speeds.



Pendant Type Control

* Enables single hand control.
 * Maximum length of pendant control hose: 5m

Model	Code	Chain	Capacity		Standard lift		Standard chain length		Lifting speed max. load		Weight		Air inlet thread	Hose size		Average air consumption	
			kgf	lb	m	ft	m	ft	m/min	ft/min	kg	lb		Rc	mm	in	m ³ /min
RHL-2800	10240	Link	2800	6160	3.0	9.8	7.5	24.6	2.2	7.2	68.5	151	G1	19	3/4	1.7	60
RHL-2800(P)	10241	Link	2800	6160	3.0	9.8	7.5	24.6	2.2	7.2	71.5	157.6	G1	19	3/4	1.7	60